

Claybrook.

EAST HAVEN

An elegant marble named after the stylish town in Connecticut. With subtle grey and gold veining, the tile varies in shading and is perfect in bathrooms and kitchens. Pieces from the range come in a number of sizes and the collection includes finishing pieces.

1 COLOUR / 1 FINISH / 4 FORMATS / 3 FINISHING PIECES / 7 MOSAICS




East Haven Chevron Mosaic



East Haven Penny Round Mosaic

COLOURS




East Haven

MOSAICS



Lattice Mosaic




Penny Round Mosaic



Arabesque Mosaic



Basket Weave Mosaic



Chevron Mosaic



Herringbone Mosaic



Hexagon Mosaic

FINISHING PIECES



Shade Variation / V3 - Moderate



Requires Sealing / Yes



Material / Marble

Print colours may vary from actual product, so tile samples should be requested before ordering.

For advice on shade variation of V3 and above, please speak to our showroom.

If you require any further assistance regarding specification data, technical advice or samples,

please contact enquiries@claybrookstudio.co.uk or technical@claybrookstudio.co.uk



Claybrook.
EAST HAVEN

Installation and Technical Advice

FORMAT	SIZE (mm)	THICKNESS (mm)	FINISH	COLOURS	RECOMMENDED GROUT WIDTH (mm)
Rectangle	300 x 600	10	Marble	All	3
Rectangle	75 x 150	10	Marble	All	3
Rectangle	60 x 250	10	Marble	All	3
Square	300 x 300	10	Marble	All	3
Dado	58 x 305	17	Marble	All	3
Pencil	20 x 305	15	Marble	All	3
Skirting	102 x 305	15	Marble	All	3
Arabesque Mosaic	312 x 338	10	Marble	All	3
Basket Weave Mosaic	248 x 248	10	Marble	All	3
Chevron Mosaic	305 x 317	10	Marble	All	3
Herringbone Mosaic	268 x 283	10	Marble	All	3
Hexagon Mosaic	232 x 268	10	Marble	All	3
Lattice Mosaic	263 x 301	10	Marble	All	3
Penny Round Mosaic	283 x 295	10	Marble	All	3

TECHNICAL DATA	INDUSTRY STANDARD	REQUIREMENT	PRODUCT VALUE
Length and Width	BS UNI ENISO 10545-2	0.5% +/- 2mm	0.15%
Thickness	BS UNI ENISO 10545-2	10% +/- 0.5mm	5%
Edge Straightness	BS UNI ENISO 10545-2	0.3% +/- 1.5mm	0.1%
Rectangularity	BS UNI ENISO 10545-2	0.5% +/- 2mm	0.2%
Surface Flatness	BS UNI ENISO 10545-2	0.5% +/- 2mm	0.35%

If you require any further assistance regarding specification data, technical advice or samples, please contact enquiries@claybrookstudio.co.uk or technical@claybrookstudio.co.uk



Claybrook.

EAST HAVEN

Installation and Technical Advice

Planning & Layout - All substrates should be flat, movement-free, dust-free and primed using Ardex P51 Primer and Bonding Agent. We do not recommend marble tiles for wet-room floors, however they can be used on shower walls if the substrate is suitably tanked and any movement is made absolutely minimal. We do not recommend fixing any tile directly to standard plasterboard and/or walls that have been skimmed with a thin coat of plaster. We recommend the use of tile backer board and/or a membrane system in any wet areas.

Cutting Advice – We recommend using a flat-bed water-cooled tile cutter and planning the tile layout in such a way to avoid cuts less than 15mm. Always cut through the tile with the visible face uppermost and tidy any chipping with a rubbing/sanding stone or wet and dry paper. Ensure the tile cutter blade is sharp, clean, unslotted and continuous with a smooth cutting face. Also ensure the water is regularly changed otherwise excess staining can occur.

Sealing & Grouting Advice – For full details on sealing and grouting, please ask your installer to read the Marble Installation Guide. With natural marble tiles, it is recommended to use Ardex X7W standard set white adhesive, as grey coloured adhesive/grout can 'dull' the marble's natural translucence. For most projects we recommend sealing the tiles with 2 coats of EcoProTec Natural Finish Stone Sealer before grouting with Ardex FS or Ardex FL grout, then applying another coat once the grout has been cleaned off and the floor is completely dry. For a more intense colour effect without the use of a finishing wax, EcoProTec Colour Enhancing Stone Sealer can be used in place of the Natural Finish Stone sealer.

Ongoing Maintenance – We recommend using EcoProTec Stone and Porcelain Aftercare Cleaner for daily cleaning purposes, as this will not attack the surface of the tile or grout. For an occasional deep clean, you can use EcoProTec Intensive Cleaner at the dilution advice on the bottle. For advice on commercial installations please see the Installation guide or contact technical@claybrookstudio.co.uk with any questions.

If you require any further assistance regarding specification data, technical advice or samples, please contact enquiries@claybrookstudio.co.uk or technical@claybrookstudio.co.uk

Installation Notes: These tiles will require sealing with Fila MP90 Eco Xtreme. East Haven marble features a variety of gold and grey veining. This is a natural characteristic of East Haven making each tile beautifully unique.

If you require any further assistance regarding specification data, technical advice or samples, please contact enquiries@claybrookstudio.co.uk or technical@claybrookstudio.co.uk

