

Claybrook.

SEA CLIFF

These tiles are named after a district of San Francisco renown for the beautiful homes situated on its hills and valleys, many with a bay view. This marble effect porcelain is typical of the luxe tile seen throughout these properties and is invitingly chic in each of its options.


5 COLOURS / 2 FINISHES / 2 FORMATS



Sea Cliff Clement Street Matt 30x60

Sea Cliff Anza Street Polished 30x60

COLOURS

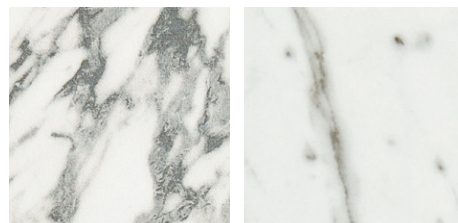


Clement Street

Lake Street


Balboa Street

FINISHES



Matt

Polished



McLaren Avenue (matt only) Anza Street

FORMAT	SIZE (mm)	THICKNESS (mm)	FINISH	COLOURS	RECOMMENDED GROUT WIDTH (mm)	BOX QTY
Rectangle	300 x 600	9	Polished/Matt	All (exc. McLaren)	3	7
Square	600 x 600	9	Polished/Matt	All	3	3



Shade Variation / V2 - Slight



Slip Rating / R9 (McLaren Avenue R10) *



Material / Unglazed Porcelain



Requires Sealing / No

* A ramp slip rating (R) value where quoted, is determined from tests carried out on one batch and the result can vary from batch to batch. Please contact technical@claybrookstudio.co.uk for further information.



Claybrook.

SEA CLIFF

Installation and Technical Advice

Planning & Layout - all substrates should be flat, sound and dust free. All wet areas need to be suitably tanked and if the tiles are being fixed to stud walls or joist floors, then all movement must be made absolutely minimal using suitable plywood or cement board.

The polished finish can be used on the floor, but it is not recommended for areas that may get wet, due to the slip-hazard.

Cutting advice – always use a water-cooled tile cutter and plan the tile layout to avoid cuts of less than 15mm where possible. Always cut through the tile with the visible face uppermost and tidy any slight chipping with a rubbing/sanding stone. Ensure the blade is kept clean with a keen cutting edge, otherwise excess chipping will occur.

Sealing & Grouting advice - no sealer required. To avoid excessive grout residue, we recommend using our Ardex FL format grout which has been tested with our products, and is available to purchase online. We do not recommend using contrasting-coloured or fine grouts for joint widths down to 1mm, as these can cling to the surface making the tiles more difficult to clean-down after grouting.

Ongoing Maintenance – We recommend using EcoProtec's Stone and Porcelain Aftercare Cleaner for daily cleaning purposes, as this will not affect the tile's slip rating and will not attack the surface of the grout. For an occasional deeper clean, you can use EcoProtec's Stone and Tile Intensive Cleaner. The tile does not need re-sealing.

For further advice on installation please contact technical@claybrookstudio.co.uk with any questions.

TECHNICAL DATA	INDUSTRY STAND-ARD	REQUIREMENT	PRODUCT VALUE - MATT	PRODUCT VALUE - POLISHED
Length and Width	BS UNI ENISO 10545-2	0.5% +/- 2mm	+/- 0.3%	+/- 0.3%
Thickness	BS UNI ENISO 10545-2	5% +/- 0.5mm	+/- 5%	+/- 5%
Edge Straightness	BS UNI ENISO 10545-2	0.5% +/- 1.5mm	+/- 0.3%	+/- 0.3%
Rectangularity	BS UNI ENISO 10545-2	0.5% +/- 2mm	+/- 0.3%	+/- 0.3%
Surface Flatness	BS UNI ENISO 10545-2	0.5% +/- 2mm	+/- 0.4%	+/- 0.3%
Surface Appearance (% of surface free of flaws)		≥95%	>95%	>95%
Water Absorption	BS UNI ENISO 10545-3	≤0.5%	0.1%	0.1%
Breaking Strength	BS UNI ENISO 10545-4	≥35N/mm ²	40N/mm ²	40N/mm ²
Resistance to Abrasion	BS UNI ENISO 10545-6	≥175mm ³	>150mm ³	>150mm ³
Thermal Shock Resistance	BS UNI ENISO 10545-9	Pass	Pass	Pass
Frost Resistance	BS UNI ENISO 10545-12	No alteration to surface	No alteration	No alteration
Chemical Resistance (domestic)	BS UNI ENISO 10545-14	UB min	UA ULA	UA ULA
Stain Resistance (domestic)	BS UNI ENISO 10545-14	Declared value	Class 5	Class 5

Print colours may vary from actual product, so tile samples should be requested before ordering.

For advice on shade variation of V3 and above, please speak to our showroom.

If you require any further assistance regarding specification data, technical advice or samples, please contact enquiries@claybrookstudio.co.uk or technical@claybrookstudio.co.uk

